


Leja[®]

The most accurate fixed-depth slide on the market



Leja slide: the must-have slide for CASA

To get the most from CASA systems (such as IVOS II™ and CEROS II™), it is vital to use calibrated slides.

Only calibrated slides provide the accuracy and precision needed to reliably analyze semen.

But not all calibrated slides are of the same quality.

The Leja slide is more accurate and more reliable than its competitors. And, it is a perfect tool to use with most CASA systems. It allows for the standardization of analyses for repeatable, objective measurements.

This is why it is widely used by semen production centers, veterinarians, and research centers.

High technology and accuracy

Semen analysis accuracy is crucial because it has a direct impact on the results calculated by CASA systems. This, in turn, may affect economic returns.

Constant chamber depth

A calibrated slide's accuracy is related to the consistency of chamber depth.

Leja has developed a production method that ensures constant depth. Leja is the only manufacturer capable of delivering certification to prove it.

To achieve this level of quality, Leja has established strict controls:

- inspection and tracking of raw materials
- toxicity checks
- depth checks
- 18-point visual inspection

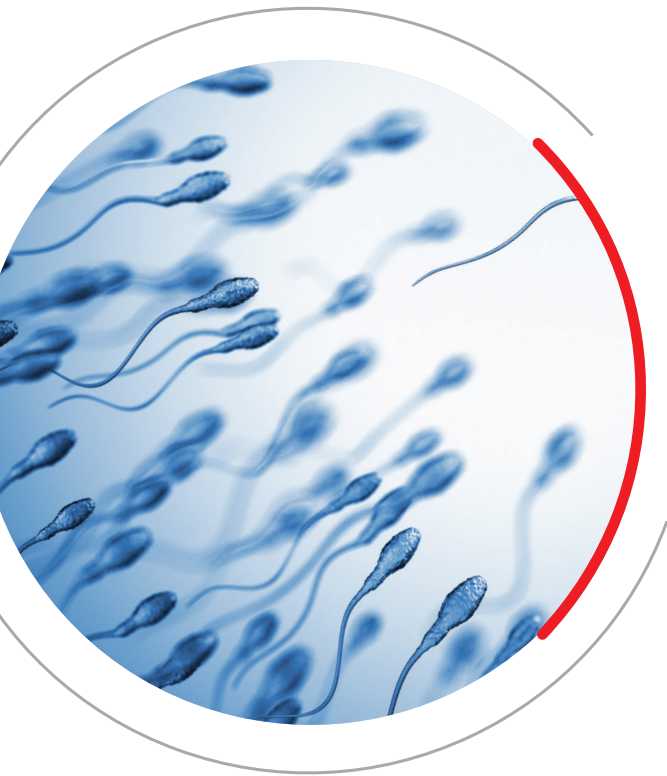
High-tech materials

The high quality of the glass being used ensures a faithful image of sperm cells, a quality required for CASA analyses.

Producing slides in a clean room minimizes the risk of dust being deposited on the slide, thereby preventing reading errors and making the analyses even more accurate.

All elements used are non-spermicidal, and a semen toxicity check is performed on every batch of slides produced.

A certificate of analysis is issued for each batch.



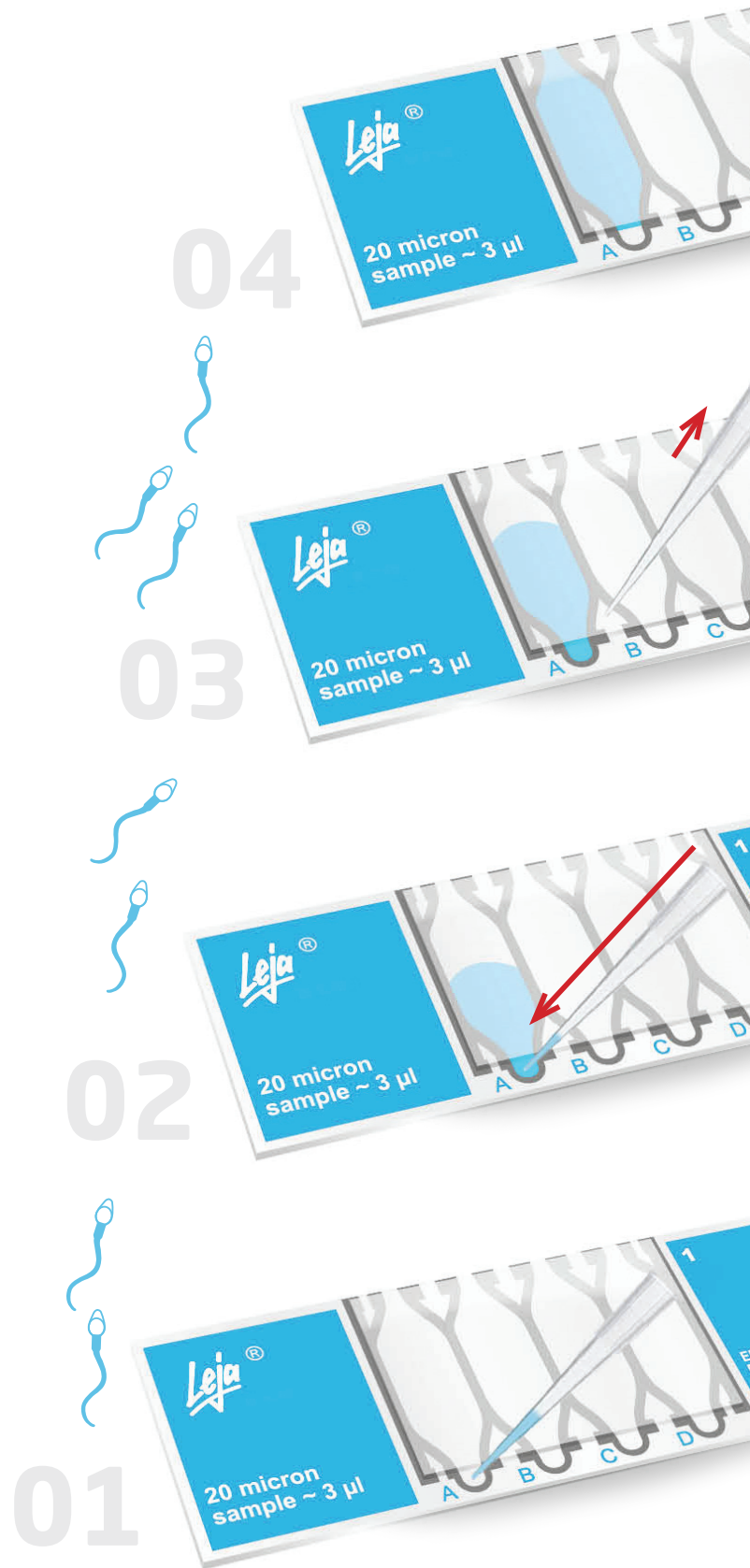
Controlled filling of the Leja slide chamber

Filling the chamber is one of the most important steps to ensure for reliable concentration and sperm mobility measurements.

To guarantee repeatability, the filling of the chambers with capillary action is made possible by our proprietary glass coating materials.

Spermatozoa do not stick to the slide, and are evenly distributed. Bubble formation is minimized with our technology.

These features allow standardized procedures and accurate measurements and may result in higher returns on investment for the user.



IMV, always at your side

Gain our expertise

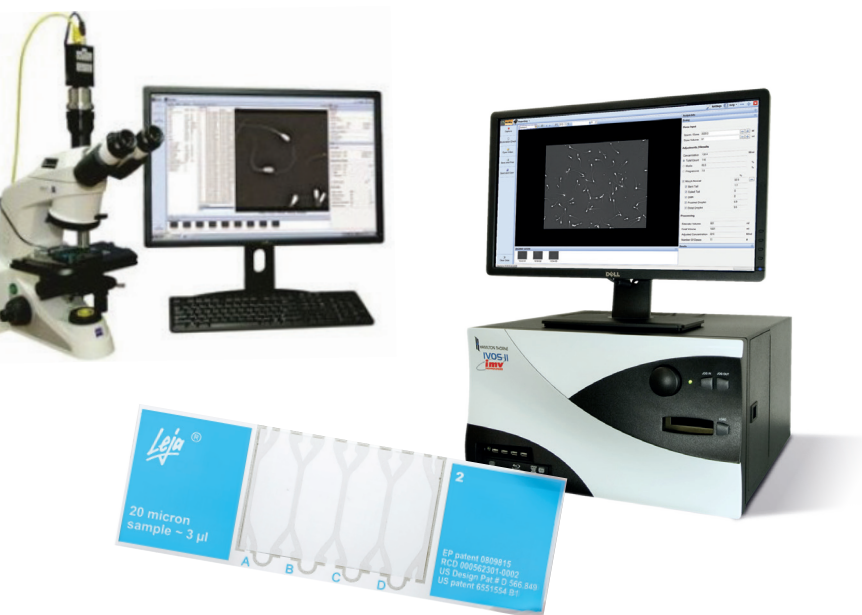
IMV Technologies has solid expertise in numerous species and has developed leading technologies for various stages of reproduction.

IMV wants to share this expertise with users and help them through training and technical assistance.

Train your teams

A tool's performance is nothing without the skills of those who use it.

This is why IMV offers training courses to help technicians improve their knowledge and skills in the handling of slides. Our courses also focus on the standardization of procedures for CASA systems.



- Leja 4 chamber slides, 20 µm - 025107
- IVOS II™ - 024911
- IVOS II™ Fluorescence - 024910
- CEROS II™ Zeiss - 024905
- IVOS II™ and CEROS II™ installation and training - 026349